





	Volume of Clearings (000s)					Value of clearings (£millions)					
	JULY		12 MONTHS TO END-JULY			JULY		12 MONTHS TO END-JULY			
	2009	2010	2009	2010	change %	2009	2010	2009	2010	change %	
 Standing Orders	16,934	12,624	239,425	169,036	- 29	}	249,655	256,602	2,991,105	3,049,496	+ 2
Direct Credits	202,405	196,208	2,259,978	2,280,450	+ 1		78,066	81,877	902,212	911,893	+ 1
Direct Debits	276,899	278,491	3,124,527	3,180,059	+ 2		408	279	4,882	5,045	+ 3
Euro Direct Credits (a)	16.5	15.1	181.6	195.0	+ 7						
Total BACS	496,255	487,338	5,624,112	5,629,739	-		328,129	338,758	3,898,199	3,966,433	+ 2
 CHAPS Sterling	2,868	2,846	32,564	31,867	- 2	5,513,757	5,652,204	70,043,598	61,959,352	- 12	
Total CHAPS	2,868	2,846	32,564	31,867	- 2	5,513,757	5,652,204	70,043,598	61,959,352	- 12	
 Standing Order Payments	13,756	16,793	120,692	185,341	+ 54	2,331	3,248	17,048	34,597	+ 103	
Single Immediate Payments	9,359	15,372	83,289	156,360	+ 88	5,202	8,023	48,167	80,483	+ 67	
Forward Dated Payments	2,603	3,659	22,060	35,539	+ 61	1,900	2,860	16,716	27,612	+ 65	
Return Payments	79	72	507	852	+ 68	14	16	102	194	+ 90	
Total Faster Payments (b)	25,797	35,897	226,549	378,093	+ 67	9,447	14,147	82,034	142,887	74	
 Cheques	77,420	65,944	925,855	815,429	- 12	79,073	67,088	956,779	807,899	- 16	
Credits	6,451	5,290	79,021	66,468	- 16	3,784	3,141	45,937	35,260	- 23	
Euro debits (a)	32	21	386	311	- 20	157	108	3,147	2,058	- 35	
Total Cheque & Credit	83,903	71,256	1,005,262	882,207	- 12	83,014	70,337	1,005,863	845,218	- 16	
Currency Clearing: US Dollar (a)(c)	5.1	4.0	63.7	51.4	- 19	71	32	781	678	- 13	
Total	608,827	597,341	6,888,551	6,921,958	-	5,934,418	6,075,478	75,030,476	66,914,568	- 11	

Notes:

(a) The values of Euro and currency clearings are shown as £ sterling equivalent.

(b) The UK Faster Payments Service was launched on 27 May 2008.

(c) The Cheque & Credit Company took over responsibility for the currency clearing in January 2010; the cheques of which are drawn on banks in London.

July 2010 consisted of 22 working days, compared with 23 in July 2009. Cheque & Credit Clearing Company figures show inter-bank payments only.

For further information please contact the Information Management team (telephone: 020 3217 8223, e-mail: inform@ukpayments.org.uk).

6 August 2010



Clearing Statistics for latest 12 months

Table 2

	2009 August	September	October	November	December	2010 January	February	March	April	May	June	July
VOLUME OF CLEARINGS (000s)												
BACS												
Standing Orders	14,608	16,816	15,400	13,981	15,229	13,876	13,050	16,004	12,809	11,635	13,004	12,624
Direct Credits	178,082	186,377	196,090	197,292	213,786	180,734	176,071	209,668	182,086	177,395	186,660	196,208
Direct Debits	247,104	272,803	273,242	255,819	284,290	243,137	241,152	272,555	283,029	249,149	279,289	278,491
Euro Direct Credits	14.4	18.7	16.5	19.6	18.7	14.3	15.2	16.9	16.2	13.7	15.8	15.1
Total BACS	439,808	476,015	484,748	467,111	513,323	437,762	430,288	498,244	477,940	438,193	478,969	487,338
CHAPS Scheme												
CHAPS	2,434	2,809	2,846	2,581	2,776	2,363	2,370	2,906	2,658	2,466	2,812	2,846
Faster Payments Scheme												
Standing Order Payments	12,781	14,780	14,611	14,814	15,009	14,684	13,742	17,611	16,053	16,956	17,507	16,793
Single Immediate Payments	8,455	10,277	10,831	12,111	12,472	11,848	12,295	16,389	14,592	15,601	16,118	15,372
Forward Dated Payments	2,290	2,589	2,671	2,624	2,893	2,481	2,632	3,374	3,291	3,462	3,572	3,659
Return Payments	68	74	65	66	64	68	59	79	73	88	77	72
Total Faster Payments	23,593	27,721	28,178	29,614	30,438	29,082	28,728	37,452	34,009	36,108	37,274	35,897
Cheque & Credit Clearing Company												
Cheques	61,144	74,564	73,095	70,554	72,871	63,006	62,931	75,038	64,774	61,799	69,708	65,944
Credits	5,420	6,287	6,100	5,687	5,806	5,377	4,940	6,111	5,094	4,909	5,448	5,290
Euro debits	25	30	27	26	28	24	26	30	25	21	26	21
Total Cheque & Credit	66,589	80,880	79,222	76,267	78,705	68,407	67,898	81,179	69,893	66,729	75,182	71,256
Currency Clearing: US Dollar	4.0	4.5	5.2	4.4	4.6	3.8	3.8	4.8	4.2	3.7	4.3	4.0
VALUE OF CLEARINGS (£millions)												
BACS												
Standing Orders/Direct Credits	223,886	254,114	247,595	241,061	283,672	227,137	228,800	294,868	257,566	245,638	288,556	256,602
Direct Debits	69,147	78,514	77,433	73,341	79,931	68,653	67,549	81,663	81,160	72,859	79,768	81,877
Euro Direct Credits	339	385	445	731	656	385	463	428	412	239	282	279
Total BACS	293,371	333,013	325,474	315,133	364,258	296,174	296,812	376,959	339,138	318,735	368,606	338,758
CHAPS Scheme												
CHAPS	4,670,092	5,434,412	5,236,282	4,854,385	5,379,129	4,796,655	4,638,921	5,432,640	4,899,490	5,054,021	5,911,121	5,652,204
Faster Payments Scheme												
Standing Order Payments	2,165	2620	2,455	2636	2920	2,674	2,517	3,525	3029	3,283	3,527	3,248
Single Immediate Payments	4,679	5,629	5,770	6,004	6,212	5,874	6,095	8,221	7,703	7,975	8,297	8,023
Forward Dated Payments	1,706	1,944	1,979	1,982	2,194	1,959	2,034	2,713	2,696	2,759	2,786	2,860
Return Payments	13	15	13	13	14	13	12	21	19	24	19	16
Total Faster Payments	8,563	10,208	10,217	10,636	11,339	10,521	10,659	14,481	13,446	14,042	14,629	14,147
Cheque & Credit Clearing Company												
Cheques	64,704	72,818	72,157	67,928	69,056	61,483	60,856	74,073	67,656	61,637	68,443	67,088
Credits	2,778	3,183	3,083	2,779	3,057	3,689	2,646	3,014	2,765	2,430	2,695	3,141
Euro debits	110	282	153	166	311	118	117	237	114	98	243	108
Total Cheque & Credit	67,592	76,282	75,393	70,873	72,424	65,291	63,619	77,325	70,535	64,166	71,380	70,337
Currency Clearing: US Dollar	38.8	69.6	95.1	45.3	54.0	41.8	36.9	61.1	73.2	52.6	77.7	32.2